

My Mediasite

RECORD, UPLOAD AND SHARE VIDEO – ANYWHERE

My Mediasite makes it a snap to create great looking videos, screencasts and slideshows, wherever you are. From demos and video training to flipped classes, lectures and assignments, everything you need is in one simple-to-use tool. No pro-video skills needed! With My Mediasite:


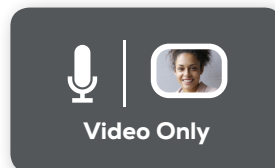

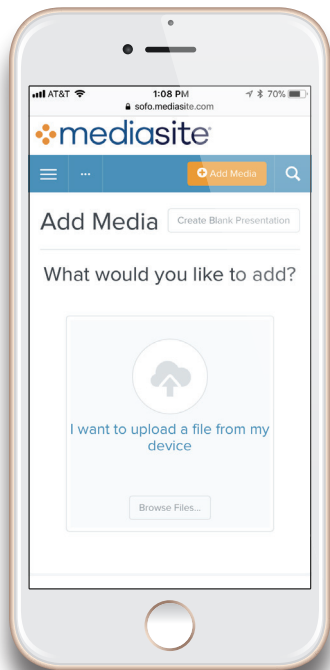
- Users have the flexibility and freedom to take control of their own content
- Administrators complement room capture with “anywhere” capture – without sacrificing security or manageability
- Organizations reap the learning and training benefits of user-generated content and viewer engagement
- Plus, an enhanced UI allows for easy sharing and embedding of videos

EASY-TO-USE PERSONAL CAPTURE

Capture high quality slideshows or screencasts that preserve every annotation and screen movement. Pair your content with webcam video or simply a voice over, and My Mediasite’s Desktop Recorder does the rest. It synchronizes everything you say and show without requiring video production skills.

Using your laptop or computer’s built-in camera and microphone, it’s easy to capture high-quality video and rich media. Mediasite Desktop Recorder guides you through the simple steps to:

- Choose the best type of recording
- Select your camera and microphone inputs
- Define your screen recording region
- Preview your recording



MOBILE VIDEO & UPLOADS

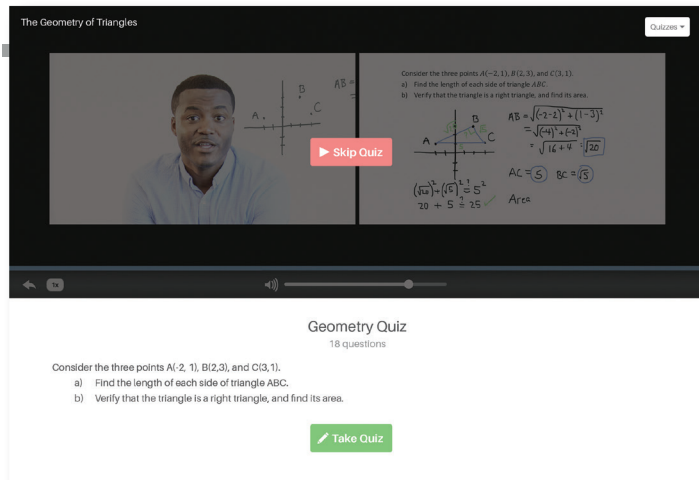
My Mediasite is open to *all* video with support for nearly 100 formats, including Flash®, QuickTime®, AVI, Windows Media® and MP4. Or use your smartphone or tablet’s camera to record and upload video directly to Mediasite. The best part? Like all other Mediasite content, uploaded videos are instantly searchable, secure and interactive.



CREATE AN IMMERSIVE LEARNING EXPERIENCE

Mediasite includes engagement and interactivity features that personalize learning experiences and improve retention.

- **Embed quizzes**, automatically score them and export the results to gauge students' understanding of topics in real time
- **Add comments and discussions** to specific spots in videos to call out certain topics or timestamps to viewers
- **Encourage interaction** between users and instructors with in-video annotations, discussions and comments
- **Easily pinpoint videos** with improved search



ALL YOUR VIDEOS TOGETHER

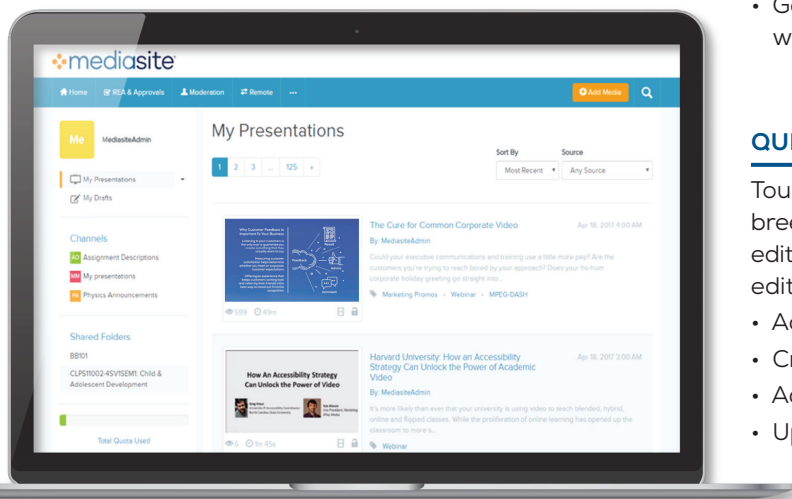
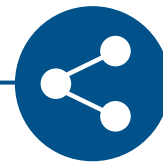
My Mediasite keeps all your videos organized, secure and manageable. Plus, Mediasite's powerful search makes your videos 100 percent discoverable, and rich analytics allow you to see exactly who's watching, when.



SHARING MADE SIMPLE

My Mediasite gives you publishing options. Wherever you choose to share or publish, viewers can watch your videos on any device.

- Publish to Mediasite Showcase, Mediasite Catalog or a video channel
- Securely publish to your LMS or CMS
- Publish to YouTube™ or iTunes U®
- Generate shareable video links
- Invite other users to view and collaborate on your videos
- Invite others directly by email
- Generate embed urls to share videos within your webpage, blog, or wiki



QUICK EDITING

Touching up or repurposing your videos is a breeze with Mediasite's Editor. And collaborative editing lets other authorized users review, comment, edit and approve videos before they're published.

- Access the editor from any browser on any computer
- Crop and cut video incorporating fades or transitions
- Add video chapters and watermarks
- Update, replace, or remove slides



System Requirements

MEDIASITE DESKTOP RECORDER

- Mac OS® X 10.10 or later or Microsoft Windows® 7, 8, 8.1 (running in Desktop mode) or 10
- 2.4GHz Core™2 Duo CPU or equivalent
- 4GB RAM and at least 1GB free disk space
- Built-in or external camera and microphone

MY MEDIASITE

- Microsoft® Internet Explorer® 11 or later; Microsoft Edge; Google Chrome™; Mozilla Firefox; Apple® Safari® 6 or later

**mediasite**

sonicfoundry.com | getinfo@sonicfoundry.com | 608.443.1600