



Sample homepage with links to content – customize per department



My name is [ ] and I will be your instructor for the course. I am looking forward to working together and getting the course started off strong. I want to welcome everyone, and I would encourage you to post a short informal hello message in the "[Personal Introductions](#)" [discussion forum](#) just to let me know you received my welcome message, and to briefly introduce yourself to your fellow classmates.



As you progress through this course, you will complete several modules that you can access directly from the following links or the buttons below: [Introduction & Syllabus](#) | [Lectures, Topics, Weeks](#) | [Discussions & Assignments](#)

<a href="#">Introduction</a>	<a href="#">Lectures, Topics, Weeks</a>	<a href="#">Discussions</a>
		
<a href="#">Syllabus</a>	<a href="#">FAQ's</a>	<a href="#">Assignments</a>

Sample homepage with modules first

- Home**
- Modules
- Assignments
- Grades

▼ Welcome & Syllabus

-  **Welcome - Introduction**
-  **Introduce Yourself**  
Jan 15, 2020 | 2 pts

---

▼ Week 1, Chapter 1, Topic 1

## Homepage to recent activity

☰ Sample 2 - Recent Activity

**Home**

- Announcements
- Assignments
- Grades
- Syllabus
- Modules

### Recent Activity in Sample 2 - Recent Activity

**No Recent Messages** You don't have any messages to show in your stream yet. Once you enroll in courses you'll see this stream fill up with messages from discussions, grading updates, or messages from other users, etc.

## Homepage with module table







### CAHS Kiosk of Information



This course has been created to share information on various college procedures and university tools as well as to provide a brief introduction to the Canvas Learning Management System.

This course contains links and information to the various resources, software, hardware etc. available to you. You are enrolled as a student so you can also experience what various links look like from a student's perspective. Please advise us if you find broken links or incorrect information.

If you are brand new to Canvas I suggest going to Canvas Help in the side menu and/or go to this [link](#) for guides.

<p><b>OFFICE OF THE DEAN</b></p>  <p><a href="#">College Information</a>, <a href="#">Directory</a>, <a href="#">Departments</a> and Administration.</p>	<p><b>ADMINS CORNER</b></p>  <p><a href="#">Information</a>, procedures, travel, financial services, kronos and other information.</p>	<p><b>SOP's</b></p>  <p>Standard Operating Procedures for the College</p>
<p><b>FORMS &amp; TECH TOOLS</b></p> 	<p><b>OET</b></p> 	<p><b>GET HELP</b></p> 

Homepage Module Table

# Course Lectures by Week

<a href="#"><u>Week 1 (Jan 13): Intro and overview</u></a>	<a href="#"><u>Weeks 2 &amp;3 (Jan 20 &amp; 27): Ethical issues</u></a>	<a href="#"><u>Week 4 (Feb 3): EHR: Application</u></a>
<a href="#"><u>Weeks 7 (Feb 24): Transforming.</u></a>	<a href="#"><u>Weeks 8 &amp;9 (March 2 &amp; 9): Read</u></a>	<a href="#"><u>Week 10 (March 16): Project Management</u></a>
<a href="#"><u>Week 12 (March</u></a>	<a href="#"><u>Week 13 (April 6):</u></a>	<a href="#"><u>Week 14 (April</u></a>

Canvas Homepage with module graphic

## Canvas Onsite Course 2019

**“TELL** me and I forget,  
**TEACH** me and I may remember,  
**INVOLVE** me and I learn.”

~ Benjamin Franklin

Welcome to Canvas Training! We will use this course for training today. When training course as a resource.

