



PORTFOLIO 3

IDSN-3102

FALL SEMESTER

HANNAH HEATH

FURNITURE PLAN



REFLECTED CEILING PLAN



RENDERED PERSPECTIVES

ENTRY



RENDERED PERSPECTIVES

LIVING AREA




RENDERED PERSPECTIVES

MASTER BEDROOM



COLOR RATIONALE

- JEWEL TONE COLORS
 - AMETHYST RELIEVES STRESS & STRAIN
- RUBY IS A POWERFUL STONE USED AS A SHIELD AGAINST NEGATIVE ENERGY
 - TOPAZ SOOTHES, HEALS, STIMULATES & RECHARGES THE BODY
 - SAPPHIRE RESTORES BALANCE WITHIN THE BODY
 - EMERALD PROMOTES LOVE, UNITY & FRIENDSHIP



FURNITURE & FINISHES

LIVING ROOM



FURNITURE & FINISHES

ENTRY



FURNITURE & FINISHES

KITCHEN



FURNITURE & FINISHES

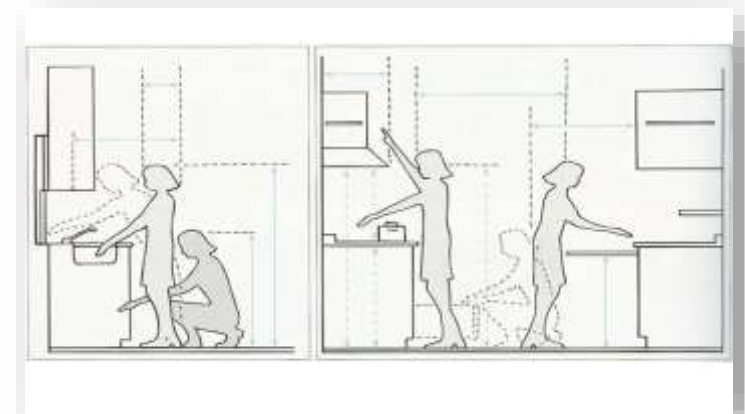
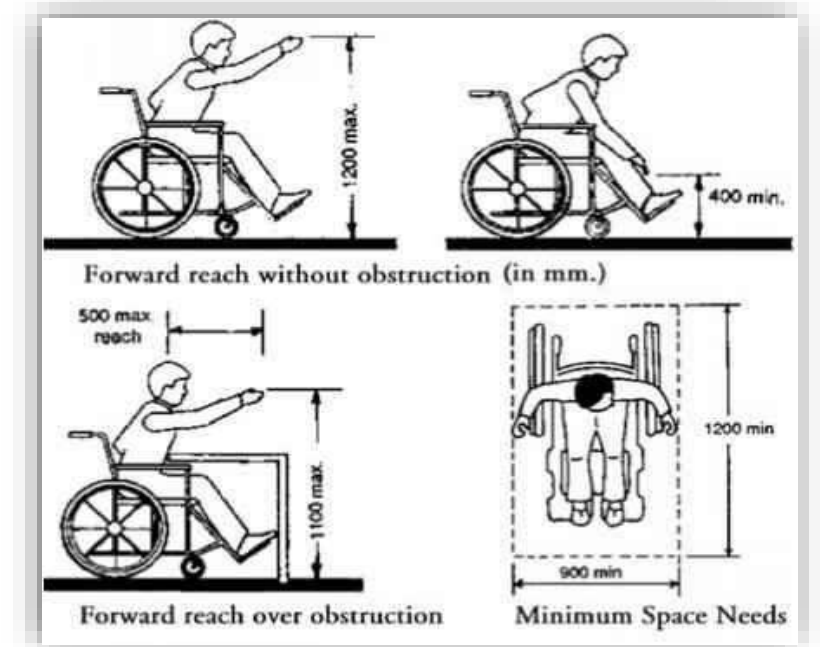
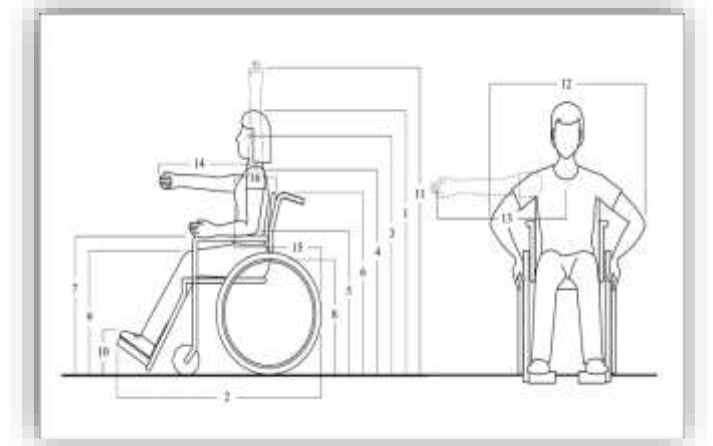
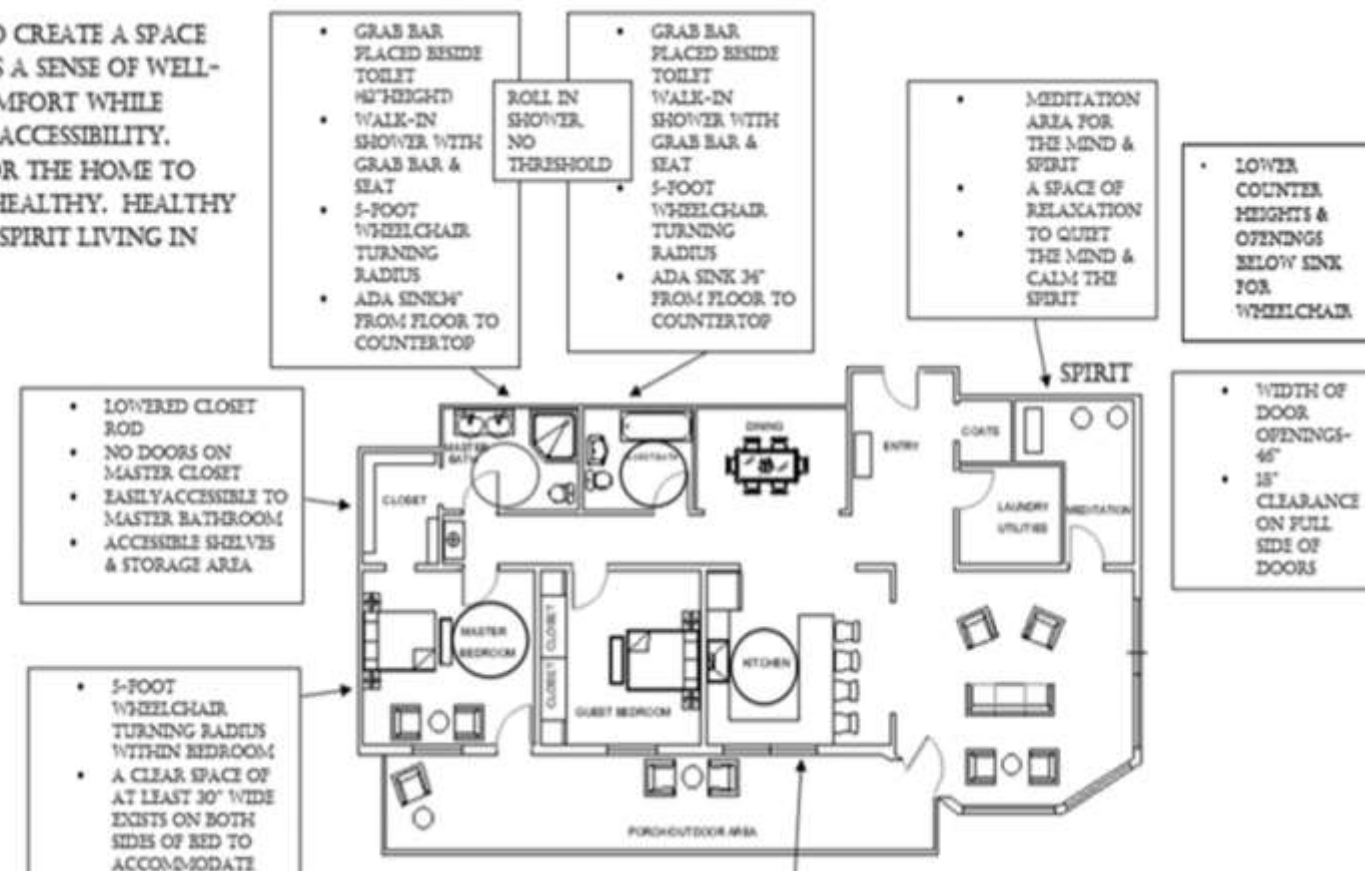
MASTER & GUEST BATHROOM



ANTHROPOMETRIC & ERGONOMICS

WIDTH OF DOOR OPENINGS-46"
 18" CLEARANCE ON FULL SIDE OF DOORS
 GRAB BAR MOUNTED 36" ABOVE FLOOR

THE GOAL IS TO CREATE A SPACE THAT CONVEYS A SENSE OF WELL-BEING AND COMFORT WHILE MAINTAINING ACCESSIBILITY. IMPORTANT FOR THE HOME TO FEEL HAPPY & HEALTHY. HEALTHY MIND, BODY & SPIRIT LIVING IN ALIGNMENT.



<https://vimeo.com/manage/377089501/general>