



Anna Nichols – Project Manager

Caitlin Mize – Communication Captain

Cameron Giddings – Job Captain

## TABLE OF CONTENTS

1. CLIENT IDENTITY
2. HISTORIC PRESERVATION RESEARCH
3. SITE INFORMATION
4. CONCEPT STATEMENT
5. INSPIRATION IMAGES
6. BUBBLE DIAGRAM
7. BLOCKING DIAGRAMS

## CLIENT IDENTITY

The Christenbury Gym is currently used as the Army ROTC building. This building desperately needs to be revamped and the ROTC needs a new building. 5 Star Designs intends to keep the building as the Army ROTC building and add Air Force ROTC as well. These two forces work together every day on the battlefield, so it would be logical to have them work together for training as well.

The needs of the Army ROTC and the Air Force ROTC are very similar, but do also differ in some ways. We will create large spaces that they will be able to share with each other such as: work out spaces, training spaces, locker rooms, lounge rooms, computer room. Each will also have individual spaces for offices, recruiting, classrooms, and simulation space.

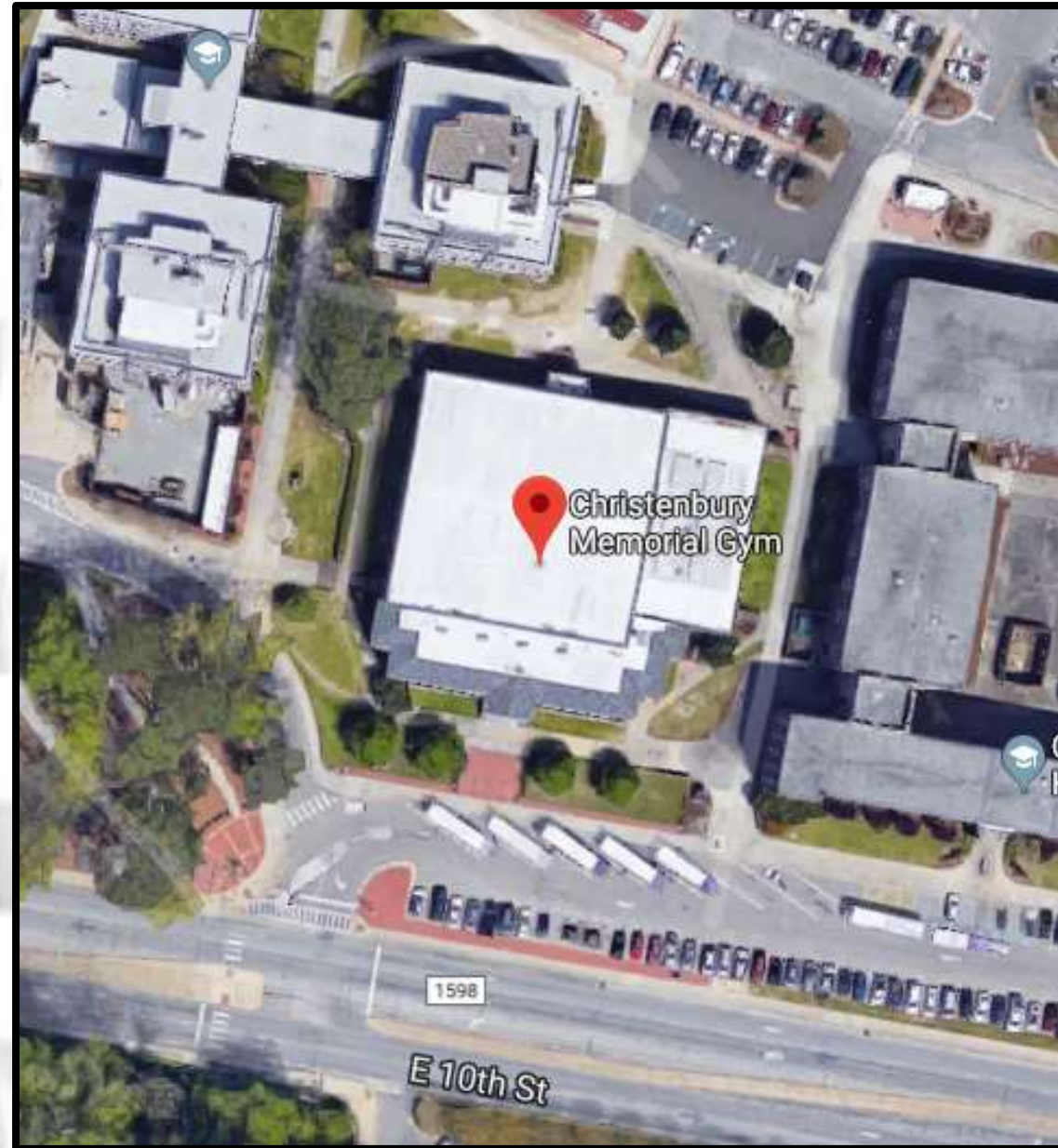
The Army ROTC and the Air Force ROTC each have very specific needs for the new facility and we intend to give them that and more.

## HISTORICAL PRESERVATION RESEARCH


- Christenbury Gym was used for men's and women's basketball until 1994.
- The gym was named for the former football coach John Christenbury in 1953.
- It is currently used for some classes for East Carolina University and the Army ROTC.
- In the previous years: gymnastics, a pool, and intramural sports were played in the Christenbury Gym
- “The Solution is not to transform the building to fit new functions but rather to reverse the process, and imagine new functions for the old form.”
- “Where one activity has ceased to inform a space, another might give it a new meaning.”
- It is important to keep the balance of old and new in the preservation of the history while making the space up to date.
- “Start with basic design principles such as the size of the space, scope of the project, balance of the room.”



# SITE INFORMATION



- N: No Direct Sunlight
- S: Mid-Day Sunlight
- E: Morning Sunlight
- W: Afternoon Sunlight




# CONCEPT STATEMENT

## **FORMING THE BATTALION**

Forming the battalion inspired us to create a space that can best be utilized by both the Army ROTC as well as the Air Force ROTC. The union that is formed between each individual in the program creates a sense of community in the building, which is very important to the cadets and to the Military itself. Each branch of Military forms its own identity and comes together to battle forces together. This is the goal we want to accomplish in this space. Each individual will feel a sense of communal belongingness while in this building and a part of each program. The ROTC community at ECU will flourish in the growth of the new Christenbury building

# PROGRAM

Top Floor Spaces	Means of Egress	Sqft	New space	Sqft	Occupancy Type	Max Load	Bottom floor	Sqft	New Space	Sqft	Occupancy Type	Max Load	Means of Egress
Gymnasium	Exit Discharge	12,003.80	Physical Fitness	12,003.80	A-5	1,715	Gymnastics Room	4369.85	Banquet, meetings, simulation	4369.85	A-2	624	Exit Access
Pool Area	Exit Discharge	7,805.80	Physical Fitness	7,805.80	A-5	1,115	Mechanical Room	1,119.30	Offices	1,119.30	B	11	Exit Access
Lobby	Exit Discharge	372.4	Entrance	372.4	B	25	Pool	2,925.45	Not Using	2,925.45			
Office space	Exit Access	1,569.30	Offices, Reception	1665.7	B	17	Corridor	2,271.31	Same	2,371.31	B	158	Exit Access
Corridor	Exit Access	1,150.30	Same	1,150.30	B	77	Computer Lab	438.7	Classroom	438.7	B	22	Exit Access
Lounge	Exit Access	96.4	Offices	150	B	2	Class Room	1,233.70	Same	1,233.70	B	62	Exit Access
Conference	Exit Access	289.13	Reception	289.13	B	3	Lab/Simulation	935.6	Classroom/Training	935.6	B	46.78	Exit Access
Bathroom	Exit Access	411.5	Same	550			Stairs	697.6	Same	697.6			Exit
							Office	2,160	Same, but open concept	2,400	B	240	Exit Access
							Mens Dressing Room	1,303.20	Lounge/offices/classrooms	1,303.20	B	65	Exit Access
							Womens dressing Room	659	Computer Lab/Mail space	659	B	33	Exit Access
							Volunteer/Lounge	306	Classrooms	306	B	15	Exit Access
							Mechanical Room	300	Same	300	F	1	Exit Discharge



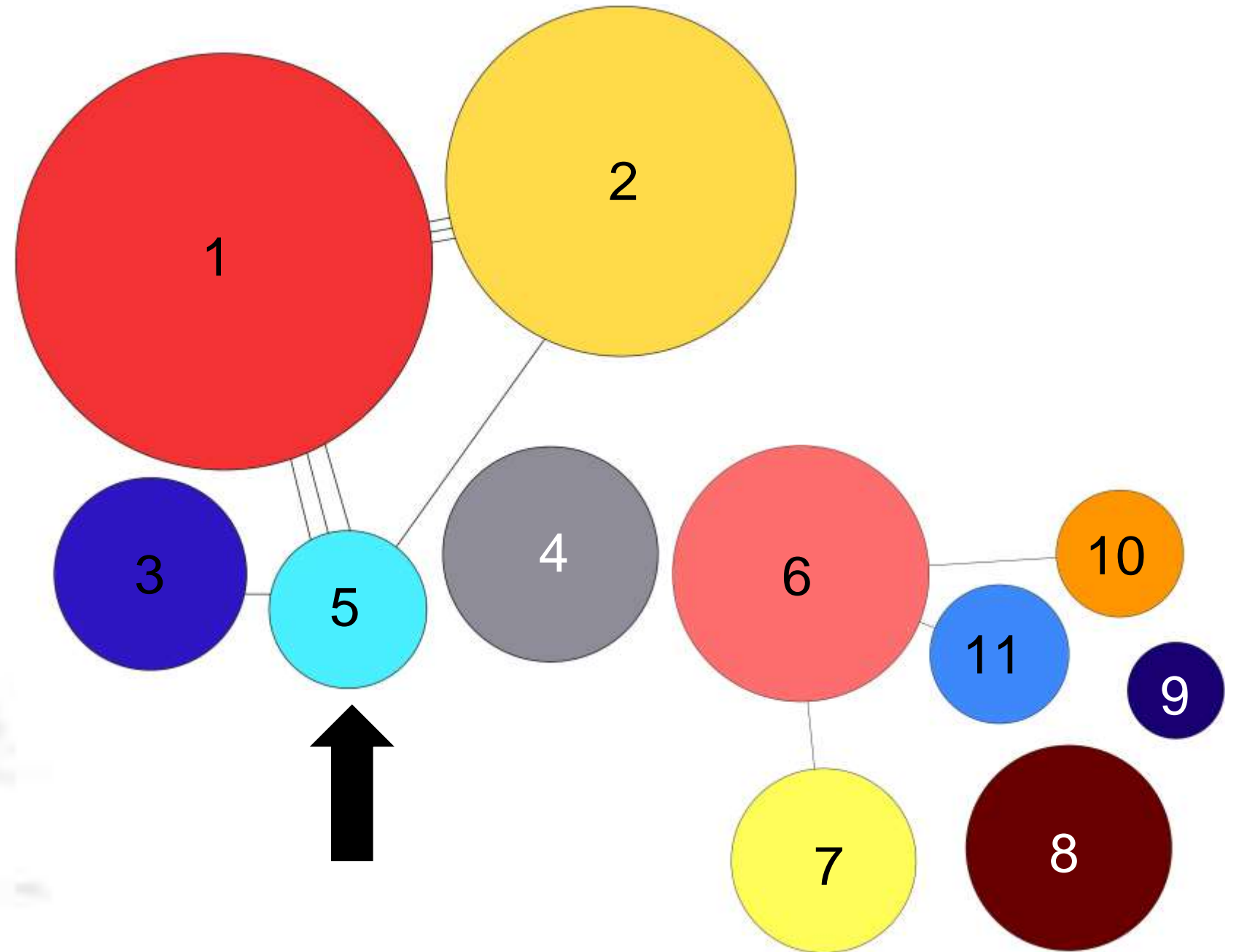
# INSPIRATION IMAGES





# BUBBLE DIAGRAM

- 1. RECEPTION/GYM/TRACK
- 2. WORK OUT/CROSS FIT
- 3. OFFICES
- 4. BATHROOMS
- 5. ENTRANCE
- 6. CLASSROOMS
- 7. COMPUTER LAB
- 8. LOCKER ROOMS
- 9. KITCHEN
- 10. LOUNGE
- 11. SIMULATION ROOMS



# BLOCKING DIAGRAM

