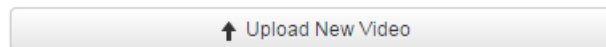
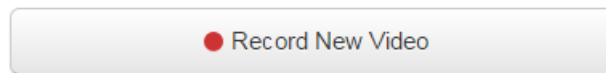


When a recording says RECORDED but you can't access it even after a couple of hours.

Click on the Title of the Recorded Lecture, select the Edit tab, select the **Reset Media Button**.

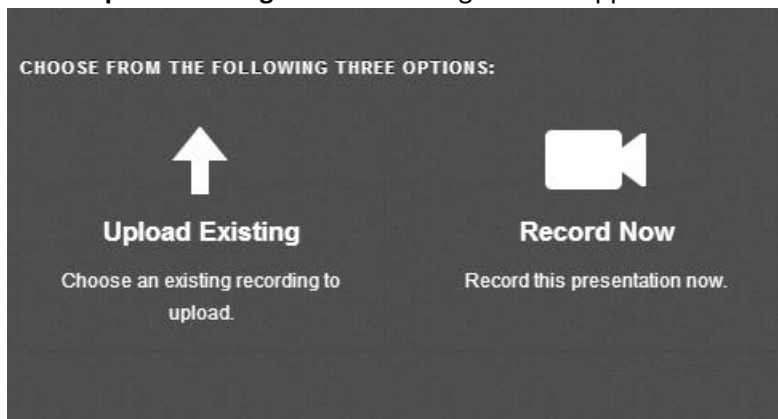


Accept the dialog box information. **Save**.



Click the **Record New Video** in this window

Select **Upload Existing** when the dialog window appears.



This will bring you to the **Manage Page** and locate the recording and select **Upload button**.

